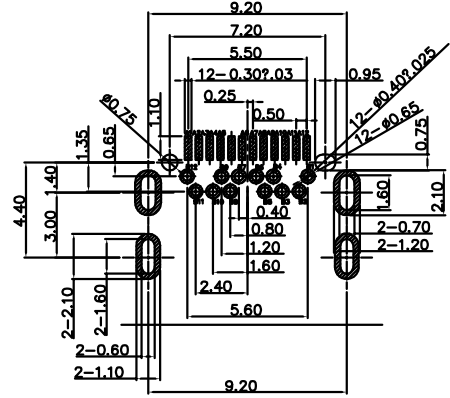
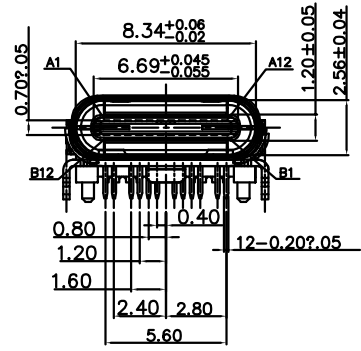
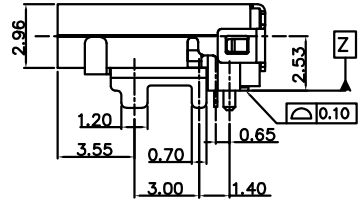
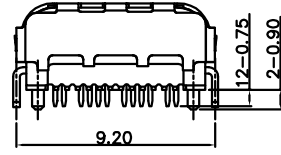
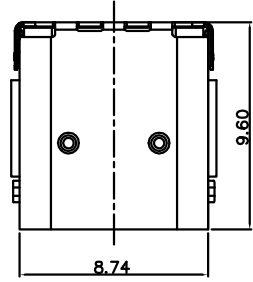
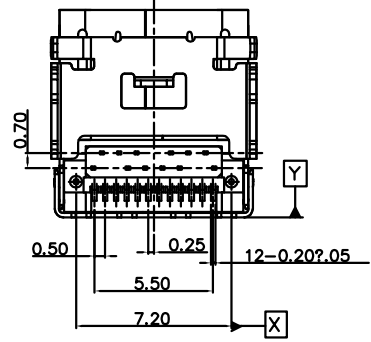


| | | |
|------|---------|-------|
| REV. | ECN.NO. | APPD. |
| A | / | ZFY |

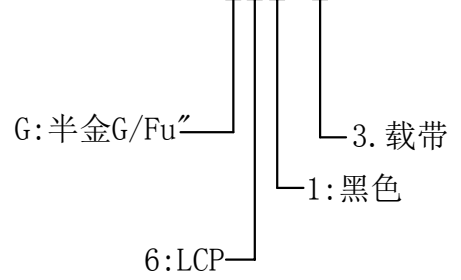


RECOMMENDED P.C.B LAYOUT
PCB THICKNESS 0.80±0.05mm



NOTES:
1.MATERIAL:
1.1 Housing:thermoplastic plastics
1.2 terminals:Copper Alloy
Gold plated in contact area:
Tin plated in termination
Nickel Plated overall
1.3 Shell:Steel&Copper Alloy
Nickel/Au Plated overall
2.characteristics:
2.1 Rating Voltage : 30V AC.
2.2 Rating Current:
5A for Vbus PIN;1.25A for Vconn PIN
2.3 Contact Resistance:40 mΩ MAX.
2.4 Insulation Resistance:100 MΩ MIN.
2.5 Withstanding Voltage:AC 100V
2.6 Mating force: 5~20N MAX
2.7 Extraction force:8~20N Min
2.8 Life test:10000Cycles MIN.
2.9 Temperature Range: -30℃~+80℃.
The product must be compliance ROHS

U573-2315-G61038



| PIN | SIGNAL NAME | PIN | SIGNAL NAME |
|-----|-------------|-----|-------------|
| A1 | GND | B12 | GND |
| A2 | TX1+ | B11 | RX1+ |
| A3 | TX1- | B10 | RX1- |
| A4 | VBUS | B9 | VBUS |
| A5 | CC1 | B8 | SBU2 |
| A6 | D+ | B7 | D- |
| A7 | D- | B6 | D+ |
| A8 | SBU1 | B5 | CC2 |
| A9 | VBUS | B4 | VBUS |
| A10 | RX2- | B3 | TX2- |
| A11 | RX2+ | B2 | TX2+ |
| A12 | GND | B1 | GND |

| | | | | | |
|--------------------------------------|------------|---------------------------|------------------|---|--------|
| TOLERANCE UNLESS OTHERWISE SPECIFIED | | FLW 深圳市华联威电子科技有限公司 | | | |
| .XXX ±0.15 .XX ±0.20 .X ±0.30 | | X' ±5' .XX' ±2' | | HUA LIAN WEI TECHNOLOGY ELECTRONICS CO;LTD. | |
| APPROVED | | PART NAME: | TYPE C 24P 双壳 | | |
| CHECKED | | PART No: | U573-2315-G61038 | | C |
| DRAWN | Shen | PROJECTION: | UNIT: | SCALE | SHEET |
| DATE | 2021.09.01 | | mm | 1:1 | 10F1 |
| | | | | | REV. A |