

承 认 书

Approval Sheet

客户 (Customer): /

客户料号 (Cus .P/N): /

华联威料号 (HLW P/N): U221-1221-121011

品名规格 (PronameSpec): USB AF 90度加高型8.65黑铁

送样日期 (Delivery Date):2021/11/18

承认日期 (Acknowledge Date):2021/11/18

Approved No:		客 户 Customer	
采 购 部 Purchasing Dept	品 质 部 QC Dept	工 程 部 Engineering Dept	确 认 Approved By
深 圳 市 华 联 威 电 子 科 技 有 限 公 司 SHEN ZHEN SHI HUA LIAN WEI ELECTRONICS TECHNOLOGY CO; LTD.			
业 务 部 Sales Dept	品 管 部 QC Dept	工 程 部 Engineering Dept	核 准 Checked By
将成英	欠必峰	覃裕华	唐竹君

地址:深圳市龙华区观澜街道桂香社区观澜桂花路 307 号

TEL: 0755-28888886 28888866

hua@hlwconn.com

[Http://www.hlwconn.com](http://www.hlwconn.com)



目 录

Contents

图纸.....	Page03-04
产品规格书.....	Page05-07
产品检测报告.....	Page08-09
尺寸测试报告.....	Page10
电镀报告.....	Page11-12
盐雾报告.....	Page13
材质证明.....	Page14-16
SGS.....	Page17-54

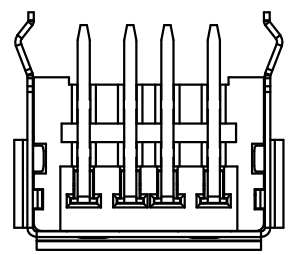
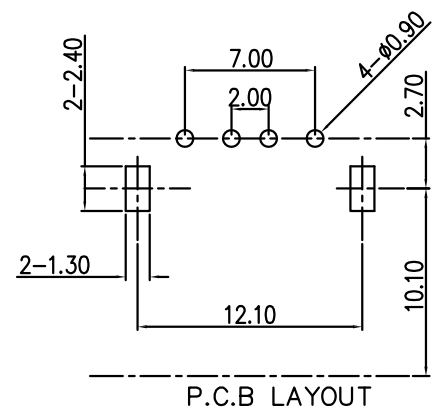
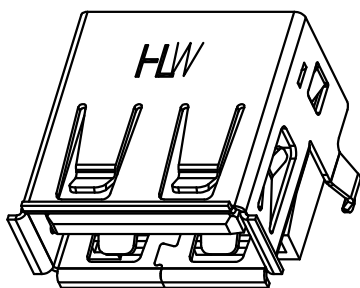
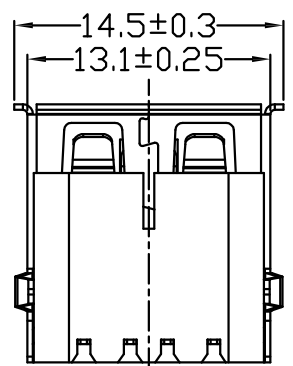
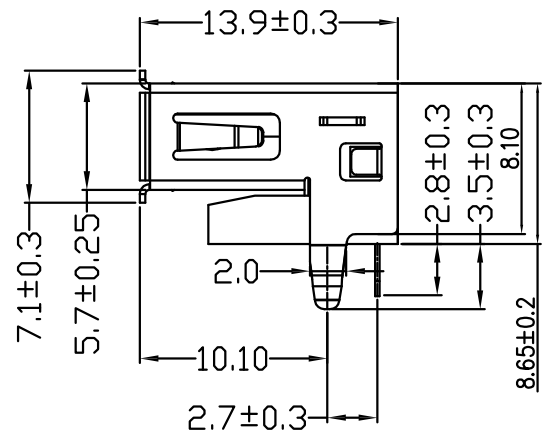
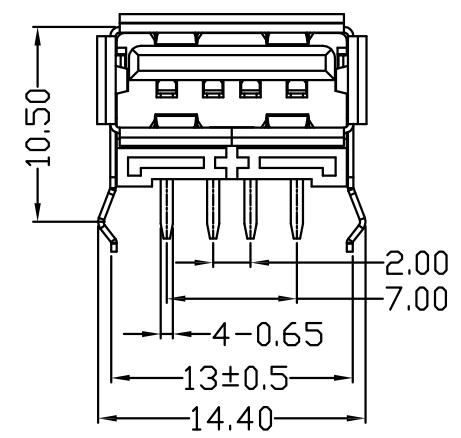
REV.	ECN.NO.	APPD.
A	/	/

NOTES:

- 1.MATERIAL:
 - 1.1 Housing:thermoplastic plastics
 - 1.2 terminals:Copper Alloy
Gold plated in contact area:
Tin plated in termination
Nickel Plated overall
 - 1.3 Shell:Steel&Copper Alloy
Nickel Plated overall
- 2.ELECTRICAL CHARACTERISTICS:
 - 2.1 Rating Current :1.5 Ampere
 - 2.2 Rating Voltage :30 V Max
 - 2.3 Contact Resistance:30 Milli ohms
 - 2.4 Insulation Resistance:1000 Mega ohms Min.
- 3.MECHANICAL CHARACTERISTICS:
 - 3.1 Connector Mating force: 35N MAX(3.57Kgf)
 - 3.2 Connector Unmating force:10N min(1.02Kgf)
 - 3.3 Durability:1500Cycles.
- 4.ENVIRONMENT CHARACTERISTICS:
 - 4.1 Operating temperature:-0°C to +50°C
 - 4.2 Storage temperature:-20°C to +60°C

U221-1221-121011

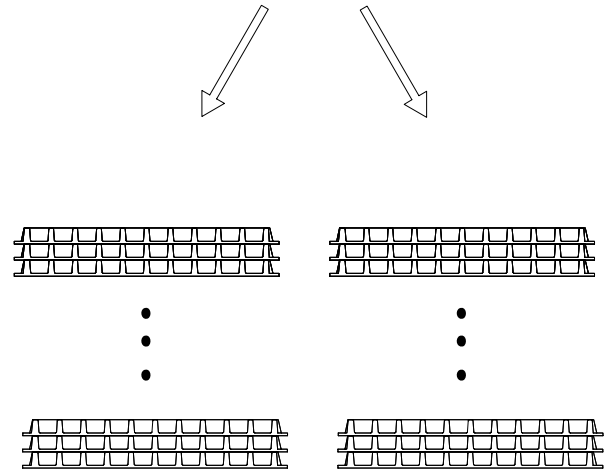

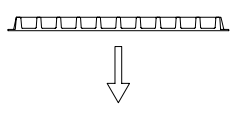
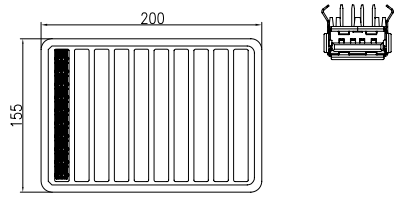
- 1:铁壳镀镍
- 1:1u" Au
- 1:吸塑盒
- 1:黑色
- 2:PBT



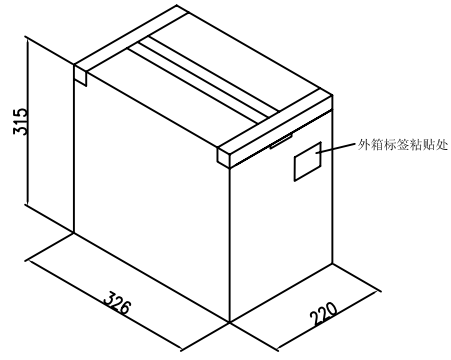
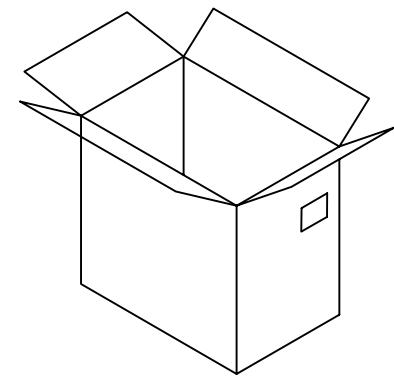
TOLERANCE UNLESS OTHERWISE SPECIFIED	
.XXX ±0.10	.X' ±3'
.XX ±0.20	.XX' ±2'
.X ±0.30	

FLW 深圳市华联威电子科技有限公司
HUA LIAN WEI TECHNOLOGY ELECTRONICS CO;LTD.

APPROVED		PART NAME:	USB AF 90度加高型8.65			
CHECKED		PART No:	U221-1221-121011	C		
DRAWN	luwenqi	PROJECTION:	UNIT:	SCALE	SHEET	REV.
DATE	2015.03.03		mm	1:1	10F1	A



每箱内放两排，每排放22层，共4400PCS产品。



1. 将全检后的良品如图示摆入规格为 200*155的PVC透明吸塑盒中，每盒包装100PCS，摆好后，盖好上盖，贴上产品QC标签。
2. 将装好产品的吸塑盒分两排放入规格为 326*220*315mm的纸箱中，每排放22层，每箱装4400PCS。
3. 用透明胶封好纸箱（采用工字型封箱）贴上标签并加盖QCPASS章（QC章盖于标签的右下角且不能盖在纸箱上）。

TOLERANCE UNLESS OTHERWISE SPECIFIED
.XX ±0.15
.X ±0.30
X. ±0.50
.X' ±3"

产品名称	USB AF 90度加高型8.6	
PART NAME:	包装规范	
图号	B-055	P

ITEM:	REVISION	REV BY	APPROVED	DATE	MATL:	SEE SPECIFICATION	APPROVED
					PROJECTION:	THIRD ANGLE PROJECTION	CHECKED
					UNIT:	SCALE	REV(NO)
					mm	1:1	A
						SHEET	DRAWN
						1 OF 1	DATE
							2014. 6. 10

FLW 深圳市华联威电子科技有限公司
HUA LIAN WEI TECHNOLOGY ELECTRONICS CO; LTD.



TEST ITEM		REQUIREMENT	PROCEDURE
1	Examination of Product	Meets requirements of product drawing. No physical damage.	Visual inspection.
2	Operating Temperature	0°C to 50 °C	
3	Storage Temperature	-20°C to 60 °C	
ELECTRICAL REQUIREMENT			
4	Rating Voltage	30VAC max	on any signal pin with respect to the shield
5	Rating Current	0.5A per contact	55°C ,maximum ambient 85°C ,maximum temperature change
6	Contact Resistance	30 mΩ maximum when measured at 20 mV maximum open circuit at 100 mA. Mated test contacts must be in a connector housing.	EIA 364-23 The object of this test is to detail a standard method to measure the electrical resistance across a pair of mated contacts such that the insulating films, if present, will not be broken or asperity melting will not occur.
7	Dielectric withstanding Voltage	The dielectric must withstand 500 V AC for one minute at sea level.	EIA 364-20 The object of this test procedure is to detail a test method to prove that a USB connector can operate safely at its rated voltage and withstand momentary over potentials due to switching, surges, and/or other similar phenomena.
8	Insulation Resistance	1,000MΩ minimum.	EIA 364-21 The object of this test procedure is to detail a standard method to assess the insulation resistance of USB connectors. This test procedure is used to determine the resistance offered by the insulation materials and the various seals of a connector to a DC potential tending to produce a leakage of current through or on the surface of these members.
9	Temperature Rising	30°C Max. Under loaded rating current	Contact series-wired, apply test current of loaded rating current to the circuit, and measure the temperature rising by probing on soldered areas of contacts, after the temperature becomes stabilized deduct ambient temperature from the measured value.
Mechanical Requirement			
10	Connector Mating Force	35 Newtons maximum at a maximum rate of 12.5 mm (0.492") per minute.	The object of this test is to detail a standard method for determining the mechanical forces required for inserting a USB connector. EIA 364-13



TEST ITEM		REQUIREMENT	PROCEDURE
11	Connector Unmating Force	5 Newtons minimum at a maximum rate of 12.5 mm(0.492") per minute.	The object of this test is to detail a standard method for determining the mechanical forces required for extracting a USB connector. EIA 364-13
12	Durability	5000 insertion/extraction cycles at a maximum rate of 200 cycles per hour.	The object of this test procedure is to detail a uniform test method for determining the effects caused by subjecting a USB connector to the conditioning action of insertion and extraction, simulating the expected life of the connectors. Durability cycling with a gauge is intended only to produce mechanical stress. Durability performed with mating components is intended to produce both mechanical and wear stress. EIA 364-09
13	Vibration	No discontinuities of 1 μ s or longer duration when mated USB connectors are subjected to 5.35 Gs RMS. 15 minutes in each of three mutually perpendicular planes.	Test Condition V Test Letter A This test procedure is applicable to USB connectors that may, in service, be subjected to conditions involving vibration. Whether a USB connector has to function during vibration or merely to survive conditions of vibration should be clearly stated by the detailed product specification. In either case, the relevant specification should always prescribe the acceptable performance tolerances. EIA 364-28
14	Mechanical Shock	No discontinuities of 1 μ s or longer duration when mated USB connectors are subjected to 11 ms duration 30 Gs half-sine shock pulses. Three shocks in each direction applied along three mutually perpendicular planes for a total of 18 shocks.	Test Condition H The object of this test procedure is to detail a standard method to assess the ability of a USB connector to withstand specified severity of mechanical shock. EIA 364-27
15	Solder ability	USB contact solder tails must pass 95% coverage after one hour steam aging as specified in Category 2.	1)Temperature of fused solder: 245 \pm 5 $^{\circ}$ C. 2)Dipping time:5 \pm 0.5s EIA 364-52
Environmental Requirements			
16	Resistance to Solder Heat	Forming resin shall not be distorted, and terminations shall not be separated.	1) Depth of dipping termination: the distance between the mounting surface and solder surface shall be 1 mm to 2mm. 2)Temperature:245 \pm 5 $^{\circ}$ C. 3) Dipping time: 10 \pm 1s Socket EIA 364-56
17	Thermal Shock	10 cycles - 55 $^{\circ}$ C and +85 $^{\circ}$ C. The USB connectors under test must be mated.	Test Condition I The object of this test is to determine the resistance of a USB connector to exposure at extremes of high and low temperatures and to the shock of alternate exposures to these extremes, simulating the worst case conditions for storage, transportation, and application. EIA 364-32



TEST ITEM		REQUIREMENT	PROCEDURE
18	Steady State Humidity	168 hours minimum (seven complete cycles). The USB connectors under test must be tested in accordance with EIA 364-31.	Test Condition A Method III The object of this test procedure is to detail a standard test method for the evaluation of the properties of materials used in USB connectors as they are influenced by the effects of high humidity and heat. EIA 364-31
19	Temperature Life (Heat Aging)	Must meet the minimum requirements specified by the most current version of Chapter 6 of the USB Specification and must be free of cosmetic and/or mechanical imperfections that will prevent normal use.	Test Condition 4 - Method A. The object of this test procedure is to detail a standard method to assess the ability of a USB connector to withstand +85°C± 2 temperatures without applied voltage for 500 hours EIA 364-17
20	Salt Spray	Visual Inspection-No physical damageLLCR-50 mΩ max per contact	Mated connector expose to 5% salt concentration for 12 hours at temperature 35±2 °C .After the test specimens shall be washed with running water and dried naturally EIA 364-26

Product Qualification and Requalification test

Test or Examination	Test Group									
	A	B	C	D	E	F	G	H	I	J
	Test Sequence (a)									
Examination of Product	1, 7	1, 9	1, 6	1, 5	1, 5	1, 5	1, 5	1, 3	1, 3	1, 3
Contact Resistance		2, 8	2, 5	2, 4	2, 4	2, 4	2, 4			
Dielectric withstanding	3, 6									
Insulation Resistance	2, 5									
Temperature Rising								2		
Mating Force		3, 7								
Unmating Force		4, 6								
Durability		5								
Vibration			3							
Mechanical Shock			4							
Solderability										2
Resistance to Soldering									2	
Thermal Shock				3						
Humidity Temperature	4				3					
Temperature Life						3				
Salt Spray							3			

備注

無客戶指定增加測試項目外，依照此標準進行產品可靠性評估。

審核：皮洪斌

制定：何星

測試報告

TEST REPORT

產品名稱 Part Name	USB AF 90度加高型8.6	測試日期 Date of Testing	20 .11. - 20 .11.	報告編號 Report NO.	MD20 -01
產品型號 Part Name	U221-1221-121011	樣品數量 Quantity	5PCS	測試環境 Measuring Environment	濕度Temp:18~21°C 相對濕度R.H.:49%~57%

一.電性測試 ELECTRICAL TEST

序號 NO.	測試項目 Testing Item	測試條件 Testing Conditions	測試設備 Testing Equipment	規格 SPEC	測試記錄Testing Result					判定Judge	
					1	2	3	4	5	Pass	Fail
1	Contact resistance	Test current:100mA max	DIGITAL MICRO-OHMMETER	30 mΩ Max	16.45 mΩ	18.52 mΩ	19.37 mΩ	17.68 mΩ	18.38 mΩ	P	
2	Insulation resistance	Test voltage:500VDC Operation stated:1min	ULTRA HIGH RESISTANCE METER	1000 MΩ Min	Pass	Pass	Pass	Pass	Pass	P	
3	Dielectric withstand voltage	Test voltage:500VAC Cut-off current:0.5mA Operation stated:1 min	BREAKDOWN TESTER	No discharge or flashover occur	Pass	Pass	Pass	Pass	Pass	P	

二.機械特性測試 MECHANICAL TEST

序號 NO.	測試項目 Testing Item	測試條件 Testing Conditions	測試設備 Testing Equipment	規格 SPEC	測試記錄Testing Result					判定Judge	
					1	2	3	4	5	Pass	Fail
1	Durability test	Rate:200cycles/hour Total: 5000cycles	LIFE TESTER FOR CONNECTOR	No physical damage	Pass	Pass	Pass	Pass	Pass	P	
2	Mating Force	35 Newtons maximum at a maximum rare of 12.5mm(0.492") per minute	Insertion force testing machine	No physical damage	Pass	Pass	Pass	Pass	Pass	P	
3	Un-Mating Force	5 Newtons minimum at a maximum rare of 12.5mm(0.492") per minute	Insertion force testing machine	No physical damage	Pass	Pass	Pass	Pass	Pass	P	

三.環境特性測試 ENVIRONMENTAL TEST

序號 NO.	測試項目 Testing Item	測試條件 Testing Conditions	測試設備 Testing Equipment	規格 SPEC	測試記錄Testing Result					判定Judge	
					1	2	3	4	5	Pass	Fail
1	Humidity-Temperature cycle	Temperature: 40±2°C Humidity: 90~95% Duration:168H	PROGRAM CONTROLLED TEMP. & HUMIDTY CHAMBER	No physical damage	Pass	Pass	Pass	Pass	Pass	P	
2	Heat test	Temperature: 70±2°C Duration:168H	OVEN	No physical damage	Pass	Pass	Pass	Pass	Pass	P	
3	Cold test	Temperature: -25±3°C Duration:168H	PROGRAM CONTROLLED TEMP. & HUMIDTY CHAMBER	No physical damage	Pass	Pass	Pass	Pass	Pass	P	

4	Temperature cycling test	Temperature: 70~-25°C Duration:5 cycle	PROGRAM CONTROLLED TEMP. & HUMIDTY CHAMBER	No physical damage	Pass	Pass	Pass	Pass	Pass	P	
四.物理測試 PHYSICAL TEST											
序號 NO.	測試項目 Testing Item	測試條件 Testing Conditions	測試設備 Testing Equipment	規格 SPEC	測試記錄Testing Result					判定Judge	
					1	2	3	4	5	Pass	Fail
1	Salt spray test	Temperature: 35±2°C Concentration:5±1 % Duration:12H	SALT SPRAY TESTER	No Oxidation	Pass	Pass	Pass	Pass	Pass	P	
2	Resistance to soldering heat test	Temperature: 245±5°C Duration:10±1sec	OVEN	No physical damage	Pass	Pass	Pass	Pass	Pass	P	
3	Solder ability test	Temperature: 245±5°C Duration:5±0.5 sec	CONTROLLED CONSTANT-TEMP SOLDER POT	Soldering area ≥95%	Pass	Pass	Pass	Pass	Pass	P	
判定 Result		<input checked="" type="checkbox"/> 合格 (ACCEPT) <input type="checkbox"/> 不合格 (REJECT)									

審核(Approver): 蔣发俊

測試(Tester): 董丙申



深圳市华联威电子科技有限公司

檢驗報告

首件檢驗
 入庫檢驗
 出貨檢驗
 客退檢驗
 退料檢驗
 其他

2021年11月18日 版次:A1

料號	U221-1221-121011	制令單	檢單	工程	首件製	/	裝配	
品名	USB AF 90度加高型 8.6	客戶代號	/	批 量	/	送檢時間	/	
				數 量	5PCS	確認時間	/	
抽樣標準		<input checked="" type="checkbox"/> 單次 <input type="checkbox"/> 雙次		抽樣數	AQL	CRI:0	MAJ:0.40	MIN:0.65
MIL-STD-105E(II)		<input checked="" type="checkbox"/> 正常 <input type="checkbox"/> 加嚴 <input type="checkbox"/> 減量		(5PCS)	ACC/REJ	0	/	/

不良數: CRI (/) MAJ (/) MIN (/) 不良率(%) /

NO.	檢驗項目 單位:MM/G	檢測 儀器	檢 驗 記 錄					品管判定		CRI	MAJ	MIN	備注
			1	2	3	4	5	AC	RE				
尺 寸 測 量	2.000±0.10	D	2.02	2.01	2.02	2.03	2.02	✓					
	7.000±0.10	D	6.98	7.01	7.02	6.99	7.02	✓					
	13.1±0.25	A	13.08	13.09	13.09	13.09	13.10	✓					
	5.7±0.25	A	5.75	5.76	5.75	5.76	5.75	✓					
	10.10±0.2	D	10.19	10.18	10.17	10.18	10.17	✓					
	2.7±0.3	D	2.75	2.79	2.78	2.75	2.78	✓					
	8.65±0.20	A	8.66	8.67	8.66	8.67	8.66	✓					
	3.5±0.3	D	3.52	3.53	3.54	3.52	3.52	✓					
	2.8±0.3	D	2.91	2.92	2.93	2.93	2.94	✓					
	13.9±0.3	A	13.93	13.94	13.93	13.94	13.93	✓					

檢驗依據: 《工程圖紙》 《檢驗規範》 《承認書》 樣品 其它

檢測儀器:A游標卡尺 B千分尺 C厚薄儀 D投影鏡 E放大鏡 F顯微鏡 G錫爐 H插拔力器 I間位尺 J其它

品保判定: 合格Accept 退貨Reject 特采Waive 挑選Sort

核 准 APP	蒋发俊	審 核 CHK	/	檢驗員 INSPBY	董丙申
------------	-----	------------	---	---------------	-----

保存期限:三年 保存部門:品保部 QR-M-003



电镀报告表

品名: USB AF 90度加高型8.6 (端子)					版次:A.0
电镀规格:Ni50~80u", Sn80u"min, Au1u"min			日期:2021-09-21	页次:1/1	
厂商:尚笠五金电镀厂					
测试设备:CMI X-射线膜厚测试仪					
1、底层电镀测试 (Ni)					
数据	测试标准	实测值	判定	测试日期	测试时间
1	50~80u"	67.4u"	OK	2021-9-21	15:20:12
2	50~80u"	73.2u"	OK	2021-9-21	15:23:14
3	50~80u"	70.8u"	OK	2021-9-21	15:25:16
4	50~80u"	76.7u"	OK	2021-9-21	15:28:18
2、表层电镀测试 (Sn)					
数据	测试标准	实测值	判定	测试日期	测试时间
1	80u"MIN	108.3u"	OK	2021-9-21	15:20:12
2	80u"MIN	109.6u"	OK	2021-9-21	15:23:14
3	80u"MIN	112.2u"	OK	2021-9-21	15:25:16
4	80u"MIN	125.6u"	OK	2021-9-21	15:28:18
3、表层电镀测试 (Au)					
数据	测试标准	实测值	判定	测试日期	测试时间
1	1u"MIN	1.11u"	OK	2021-9-21	15:20:12
2	1u"MIN	1.03u"	OK	2021-9-21	15:23:14
3	1u"MIN	1.05u"	OK	2021-9-21	15:25:16
4	1u"MIN	1.14u"	OK	2021-9-21	15:28:18

核准: 蒋发俊

审核: 董丙申

检验员: 熊波



深圳市华联威电子科技有限公司

电镀报告表

品名: USB AF 90度加高型8.6 (外壳)		版次:A.0																														
电镀规格:Cu:30u"Min , Ni:50~80u"	日期:2021/09/21	页次:1/1																														
厂商:尚笠五金电镀厂																																
测试设备:CMI X-射线膜厚测试仪																																
1、底层电镀测试(Cu)																																
<table border="1"><thead><tr><th>数据</th><th>测试标准</th><th>实测值</th><th>判定</th><th>测试日期</th><th>测试时间</th></tr></thead><tbody><tr><td>1</td><td>30u"min</td><td>77.4u"</td><td>OK</td><td>2021/9/21</td><td>14:20:12</td></tr><tr><td>2</td><td>30u"min</td><td>79.2u"</td><td>OK</td><td>2021/9/21</td><td>14:23:14</td></tr><tr><td>3</td><td>30u"min</td><td>60.8u"</td><td>OK</td><td>2021/9/21</td><td>14:25:16</td></tr><tr><td>4</td><td>30u"min</td><td>69.7u"</td><td>OK</td><td>2021/9/21</td><td>14:28:18</td></tr></tbody></table>			数据	测试标准	实测值	判定	测试日期	测试时间	1	30u"min	77.4u"	OK	2021/9/21	14:20:12	2	30u"min	79.2u"	OK	2021/9/21	14:23:14	3	30u"min	60.8u"	OK	2021/9/21	14:25:16	4	30u"min	69.7u"	OK	2021/9/21	14:28:18
数据	测试标准	实测值	判定	测试日期	测试时间																											
1	30u"min	77.4u"	OK	2021/9/21	14:20:12																											
2	30u"min	79.2u"	OK	2021/9/21	14:23:14																											
3	30u"min	60.8u"	OK	2021/9/21	14:25:16																											
4	30u"min	69.7u"	OK	2021/9/21	14:28:18																											
2、表层电镀测试(Ni)																																
<table border="1"><thead><tr><th>数据</th><th>测试标准</th><th>实测值</th><th>判定</th><th>测试日期</th><th>测试时间</th></tr></thead><tbody><tr><td>1</td><td>50~80u"</td><td>66.3u"</td><td>OK</td><td>2021/9/21</td><td>14:20:12</td></tr><tr><td>2</td><td>50~80u"</td><td>68.5u"</td><td>OK</td><td>2021/9/21</td><td>14:23:14</td></tr><tr><td>3</td><td>50~80u"</td><td>66.2u"</td><td>OK</td><td>2021/9/21</td><td>14:25:16</td></tr><tr><td>4</td><td>50~80u"</td><td>65.3u"</td><td>OK</td><td>2021/9/21</td><td>14:28:18</td></tr></tbody></table>			数据	测试标准	实测值	判定	测试日期	测试时间	1	50~80u"	66.3u"	OK	2021/9/21	14:20:12	2	50~80u"	68.5u"	OK	2021/9/21	14:23:14	3	50~80u"	66.2u"	OK	2021/9/21	14:25:16	4	50~80u"	65.3u"	OK	2021/9/21	14:28:18
数据	测试标准	实测值	判定	测试日期	测试时间																											
1	50~80u"	66.3u"	OK	2021/9/21	14:20:12																											
2	50~80u"	68.5u"	OK	2021/9/21	14:23:14																											
3	50~80u"	66.2u"	OK	2021/9/21	14:25:16																											
4	50~80u"	65.3u"	OK	2021/9/21	14:28:18																											

核准: 蒋发俊

审核: 董丙申

检验员: 熊波



盐水喷雾实验报告

试验方法	盐水喷雾腐蚀试验法	参考资料	MIL-STD-1344
METHOD	NEUTRL SALT SPRAY CORROSION TEST	REF	
客户		试验起始日期	2021年11月 17日 20:00 时起
		DATE	2021年11月 18日 08:00 时止
样品名称	USB AF 90度加高型8.6	试验数量	5PCS
P/N	U221-1221-121011	QTY	
试验条件 (TEST CONDDITION)			
1、盐水溶解 (SALT SOLUTION: 浓度 $50 \pm 10\text{g/L}$, PH值6.5-7.2.			
2、试验室温度 (TEMP. IT THE SPRAY DHAMBR): $35 \pm 1^\circ\text{C}$.			
3、盐水桶温度 (TEMP. OF SALE SOL' N TANK): $35 \pm 1^\circ\text{C}$.			
4、压力桶温度 (TEMP. OF SAR SUPPLIERY): $47 \pm 1^\circ\text{C}$.			
5、试验室相对湿度 (R. H IN THE CHAMBER) 85%.			
6、压缩空气压力 (COMPRESSED AIR PRESSURE): $1.00 \pm 0.01\text{Kg/cm}^2$.			
7、样品放置位置 (SPECIMEN SUPPORTED ANGLE): 尼龙绳吊挂 $70^\circ - 90^\circ$.			
8、喷雾收集量 (COLLECT RATE OF SALT SOL' N) $1-2\text{mL}/(8 \text{ cm}^2\text{hr})$.			
9、盐雾测试时间: 12小时 (H)			
判定方法 (ADFUSGD METHOD)			
试验后以20倍放大镜观察、无蓝、绿色腐蚀物之现象, 即判定合格. (Inspext the ecimen at 20 xmagnification no blue or green corrosion products are acceptable)			
样品序号	试验后现象		判定
	PHENOMENON AFTER TEST		COMMENT
1	无蓝、绿色腐蚀物之现象		OK
2	无蓝、绿色腐蚀物之现象		OK
3	无蓝、绿色腐蚀物之现象		OK
4	无蓝、绿色腐蚀物之现象		OK
5	无蓝、绿色腐蚀物之现象		OK

核准: 蒋发俊

审核: 董丙申

试验员: 熊波

材 质 证 明

兹有我司邦奇塑料科技有限公司为贵司所提供的产品不防火增加级原料 PBT 不防火加纤 20%黑色，由以下物质组成：

物品名称：PBT 不防火加纤黑色 20%

组成物质：PBT 环保树脂	60-70%
玻纤	20-25%
增韧剂	7-9%
润滑剂	0.1%
抗氧化剂	0.1%
偶联剂	0.5%
其它	0.3%
黑色母	1-2%

建议成型：

1. 烘干温度 120-140℃
2. 烘干时间 2-4 小时
3. 成型温度 240-260℃

特此证明！

东莞市邦奇塑料科技有限公司



佛山市顺德区天硕贸易有限公司

Foshan Shunde Tianshuo Trade Company Limited

日期: 2021-10-19

编号: FB2110136

收货单位PURCHASER: _____ 检验标准SPECIFICATION: <u>JIS G 3141</u>				产品名称: <u>SPCC-SD</u> 检验情况: <u>合格</u>											
产品规格 SPECIFICATION MM	钢卷号 COIL. NO	材质牌号 SYMBOL OF QUALITY	净重 WEIGHT KG	化学成份CHEMICAL COMPOSITION							力学性能MECHANICAL PROPERTIES				
				Fe %	C %	Mn %	Si %	P %	S %	AI %	抗拉强度T.S Mpa	延伸率EL (%)	屈服强度Y.S Mpa	杯突 (mm)	硬度 (HV)
0.30x1250	DL45657	SPCC-SD	7835	99	0.031	0.17	0.07	0.22	0.24		361	29	259		143
0.30x1250	DL45658	SPCC-SD	7690	99	0.032	0.16	0.07	0.21	0.22		362	30	256		141

质量控制中心:

审核: 谢和钢

制表人: 胡万银



鉅鼎銅材廠檢驗報告單

公司名稱 Customer	鉅鼎銅材廠檢驗報告單				重量 Weight(kg)	1078	出貨日期 Date	2021/11/23		
品名 Article	標準 Standard No				尺寸 Dimension		狀態 Tenper	銅卷編號 Coil No		
C2680	JISH3100:2017				0.18*400		EH	1021-C-08		
化學成分Chemical Compositions(%)										
元素 Element	Cu %	Zn%	Pb%	Fe%	\	\	\	\	化學成分	雜質
規範 Spec	64.0-68.0	餘量	<0.05	<0.05	\	\	\	\	合格	合格
實測 Actual	64.32	餘量	0.0036	0.0136	\	\	\	\	合格	合格
機械性質Mechanical Properties										
項目 Item	結晶粒度 Grain Size Mm	硬度 Hardness Hv	抗拉強度 TensionStrength Mpa	伸長度 Elongation %	導電率 Electrical Conduc %IACS	彎曲試驗 Bending Test 180	表面粗度 Surface Roughness Ra(u m)	彎曲度 Camber mm/n		
規範MAX Spec	\	170-190	490-610	\	\	\	\	\		
實測 Actual	\	178	574	5	\	\	\	\		

品質部

